

ಸರ್ಕಾರಿ ಪರಿಕರ ಕೊಠಡಿ ಮತ್ತು ತರಬೇತಿ ಕೇಂದ್ರ
Department of Kannada & Culture
ಪಿಎಚ್‌ಡಿ (ಕನ್ನಡ) ಮತ್ತು ಎಂ.ಫಿಲ್ (ಕನ್ನಡ) ಪದವೀಧರರಿಗೆ ಆರ್ಥಿಕ ನೆರವು
ನೀಡುವಂತೆ ಧನಸಹಾಯ ಯೋಜನೆ
Application for Dhanasahaya Scheme towards financial support for Ph.D
(Kannada) and M.Phil (Kannada) graduates

Step 1: Go to sevasindhu.karnataka.gov.in website and click on **Departments & Services**

SEVA SINDHU
GOVERNMENT OF KARNATAKA

HOME ABOUT SEVA SINDHU **DEPARTMENTS & SERVICES** SERVICE CENTERS GRAMA ONE TRACK YOUR APPLICATION STATUS REPORTS-DASHBOARD FAQ DEPARTMENT CONTACT DETAILS CONTACT

Search Service

- + Agricultural Marketing Department
- + Bangalore Electricity Supply Company
- + Cauvery Niravari Nigam Limited
- + Animal Husbandry and Veterinary Service
- + Bangalore Metropolitan Transport Corporation
- + Chamundeshwari Electricity Supply Company Limited
- + Ayush Department
- + Bangalore North University
- + Chief Minister Relief Fund
- + Backward Classes Welfare Department
- + Bruhat Bengaluru Mahanagara Palike (BBMP)
- + Collegiate Education

Step 2: Click on **Kannada&Culture Department** and select **Dhanasahaya Scheme towards financial support for Ph.D (Kannada) and M.Phil (Kannada) graduates**. Alternatively, you can search for Application for Dhanasahaya scheme towards financial support in the **searchoption**.

SEVA SINDHU
GOVERNMENT OF KARNATAKA

HOME ABOUT SEVA SINDHU **DEPARTMENTS & SERVICES** SERVICE CENTERS GRAMA ONE TRACK YOUR APPLICATION STATUS REPORTS-DASHBOARD FAQ DEPARTMENT CONTACT DETAILS CONTACT

Search Service

- Kannada & Culture Department
 - Application for Unanashanaya scheme for artists to conduct art exhibitions
 - Dhanasahaya Scheme towards purchase of Costumes and Musical Instruments
 - Application for Dhanasahaya Scheme for Cultural Societies and Trusts
 - Dhanasahaya Scheme towards financial support for Ph.D (Kannada) and M.Phil (Kannada) graduates
 - Application for Booking Nayana Auditorium
 - Application for payment of medical expenses to artists**
 - Application for Rangamandira Booking
- + Karnataka Industrial Area Development Board
- + Karnataka Niravari Nigam Limited
- + Karnataka Public Service Commission
- + Karnataka Sanskrit University
- + Karnataka Slum Development Board
- + Karnataka State Akkamahadevi Womens University
- + Karnataka State Archives Department
- + Karnataka State Department of Agriculture (KSDA)
- + Karnataka State Diploma in Nursing Examination Board
- + Karnataka State Dr.Gangubai Hangal Music and Performing Arts University

Step 3 : Click on Apply online

Dhanasahaya Scheme towards financial support for Ph.D (Kannada) and M.Phil (Kannada) graduates

Eligibility: The applicant should not have received benefits for the same scheme in the same year

Supporting Document:

- 1) Photograph of the applicant
- 2) Photocopy of bank pass book
- 3) Caste certificate, if the applicant belong to SC/ST category
- 4) Photocopy of M.Phil/Ph.D certificates
- 5) Photocopy of the approval received by Guide towards publishing the thesis

Application Fee : NA

Service Charge (Free for Online Submission) : Rs 30

Delivery Time (Days) : NA

Procedure for applying:

1. Application submission (Online, B1/K1 centres, CSC centres, AJSK centres, BapujiSevaKendras)
2. The application is routed to District Assistant Director
3. Verification by the District Assistant Director. Recommendations of the District Assistant Director are sent to the Case Worker
4. Verification by the Case Worker. Review by committee
5. Approve or reject the application request by committee.
6. Dispatch of the GO/ endorsement by the Director

[Apply Online](#)

Step 4: Enter the username, password/OTP, captcha and click on Log In button

7411601421

..... GET OTP

355567 355567

[LOG IN](#)

[Forgot Password ?](#)

[Don't have an account? Register HERE](#)

Step 5: Fill the Applicant Details

ಕನ್ನಡ ಮತ್ತು ಸಂಸ್ಕೃತಿ ಇಲಾಖೆ
ಪಿ ಎಚ್ ಡಿ ಮತ್ತು ಎಂ.ಫಿಲ್ ಪದವೀಧರರ ಧನ ಸಹಾಯಕ್ಕಾಗಿ ಅರ್ಜಿ

ಅರ್ಜಿ

ಯಾವುದಾದರೂ ಸಂಘ ಸಂಸ್ಥೆಯಿಂದ ಅಥವಾ ಸರ್ಕಾರದ ಇತರ ಯಾವುದೇ ಇಲಾಖೆಯಿಂದ ಹಸ್ತಪ್ರತಿ ಮುದ್ರಣಕ್ಕೆ ಧನಸಹಾಯ ಪಡೆದಿರುವಿರಾ? ಹೌದು ಇಲ್ಲ

2020 ರ ಧನಸಹಾಯ ಪ್ರಮುಖ ಮಾರ್ಗ ಸೂಚನೆಗಳು

- Please read the below document carefully before initiating this application.
[Click here to access the Grant Scheme Instructions.](#)

ಅರ್ಜಿದಾರರ ವಿವರಗಳು

ಕೋರ್ಸ್ ಹೆಸರು ಎಂ.ಫಿಲ್ ಪಿ.ಎಚ್.ಡಿ

ಅರ್ಜಿದಾರರ ಹೆಸರು

ಅರ್ಜಿದಾರರ ಅಧಾರ್ ಸಂಖ್ಯೆ

Financial Year

Step 6: Verify the details. If details are correct, enter the Captcha & Submit

ಬ್ಯಾಂಕ್ ವಿವರಗಳು

ರಾಷ್ಟ್ರೀಯ ಬ್ಯಾಂಕ್ ಹೆಸರು ಬ್ಯಾಂಕ್ ಖಾತೆ ಸಂಖ್ಯೆ

ಐ ಎಫ್ ಎಸ್ ಸಿ ಕೋಡ್ ಬ್ಯಾಂಕ್ ಶಾಖೆ ಹೆಸರು

ಎಂ ಐ ಸಿ ಆರ್ ಕೋಡ್

Additional Details

Apply to the Office

Word verification

883644

Please enter the characters shown above

Step 7: A fully filled form will be generated for user verification. If have any corrections, Click on **Edit** option otherwise Proceed to attach annexures.

The screenshot shows a web browser window with the URL <https://serviceonline.gov.in/karnataka/applyPageForm.do>. The page is titled "ಅರ್ಜಿ" (Application) and contains the following information:

ಯಾವುದಾದರೂ ಸಂಪನ್ಮಯದ ಅಥವಾ ಸರ್ಕಾರದ ಇಲ್ಲ, ಇತರ ಯಾವುದೇ ಇಲಾಖೆಯಿಂದ ಹಸ್ತಪ್ರತಿ ಮುದ್ರಣಕ್ಕೆ ಧನಸಹಾಯ ಪಡೆದಿರುವಿರಾ? :

ಅರ್ಜಿದಾರರ ವಿವರಗಳು

ಕೋರ್ಸ್ ಹೆಸರು :	ಪಿ ಎಚ್ ಡಿ
ಅರ್ಜಿದಾರರ ಹೆಸರು :	Kavya G D
ಅರ್ಜಿದಾರರ ಆಧಾರ್ ಸಂಖ್ಯೆ :	Aadhaar Verified
Financial Year :	2019-20
ವರ್ಗ :	ಸಾಮಾನ್ಯ
ಜಾತಿಯ ಹೆಸರು :	OBC
ಪೂರ್ಣ ಅಂಚೆ ವಿಳಾಸ 1 :	18 marenahalli
ಅಂಚೆ ವಿಳಾಸ 2 :	vijayanagara
ದೇಶ :	India
ರಾಜ್ಯ :	KARNATAKA
ಜಿಲ್ಲೆಯ ಹೆಸರು :	BENGALURU URBAN
ತಾಲೂಕು :	Bengaluru South
ಪಿನ್ ಕೋಡ್ :	560040
ದೂರವಾಣಿ ಸಂಖ್ಯೆ :	9987877897

Step 8 : Click on **Attach annexures**

The screenshot shows the same web browser window with the URL <https://serviceonline.gov.in/karnataka/applyPageForm.do>. The page is titled "ಬ್ಯಾಂಕ್ ವಿವರಗಳು" (Bank Details) and contains the following information:

ಮಾರ್ಗದರ್ಶಕರ ವಿಳಾಸ : masthenahalli, kaiwara

hiddenaddress : D/O Doddakamalah

ಪಿ.ಹೆಚ್.ಡಿ ಪಡೆದ ವರ್ಷ (ಪದವಿ ಪ್ರಮಾಣ ಪತ್ರದ ದಿನಾಂಕ) : 20/05/2021

ಬ್ಯಾಂಕ್ ವಿವರಗಳು

ರಾಷ್ಟ್ರೀಯ ಬ್ಯಾಂಕ್ ಹೆಸರು :	Canara
ಬ್ಯಾಂಕ್ ಖಾತೆ ಸಂಖ್ಯೆ :	9089878978678676567
ಐ ಎಫ್ ಎಸ್ ಸಿ ಕೋಡ್ :	CNRB0008304
ಬ್ಯಾಂಕ್ ಶಾಖೆ ಹೆಸರು :	Talagawara
ಎಂ ಐ ಸಿ ಆರ್ ಕೋಡ್ :	65

Additional Details

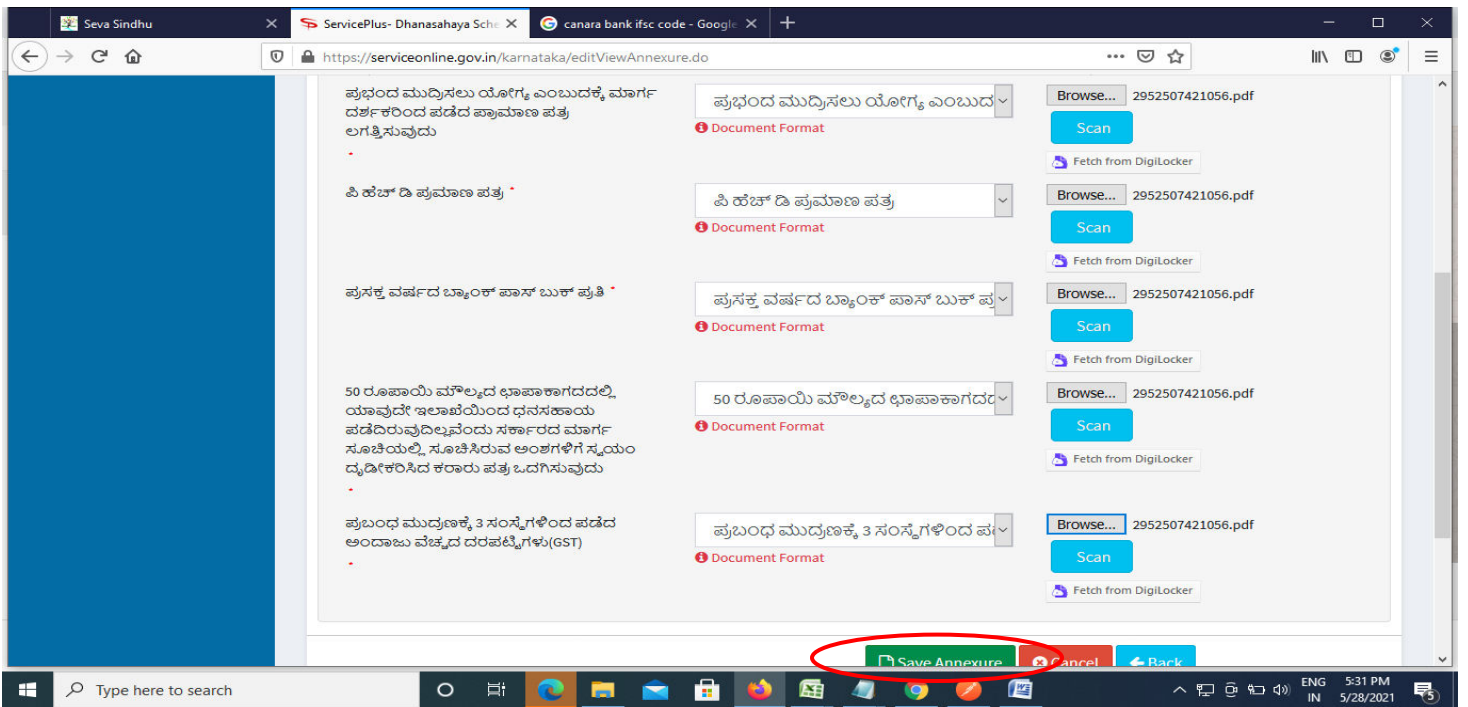
Apply to the Office : Office of Assistant Director(DISTRICT - BENGALURU URBAN)

Draft Reference No : Draft_KC801S/2021/00292

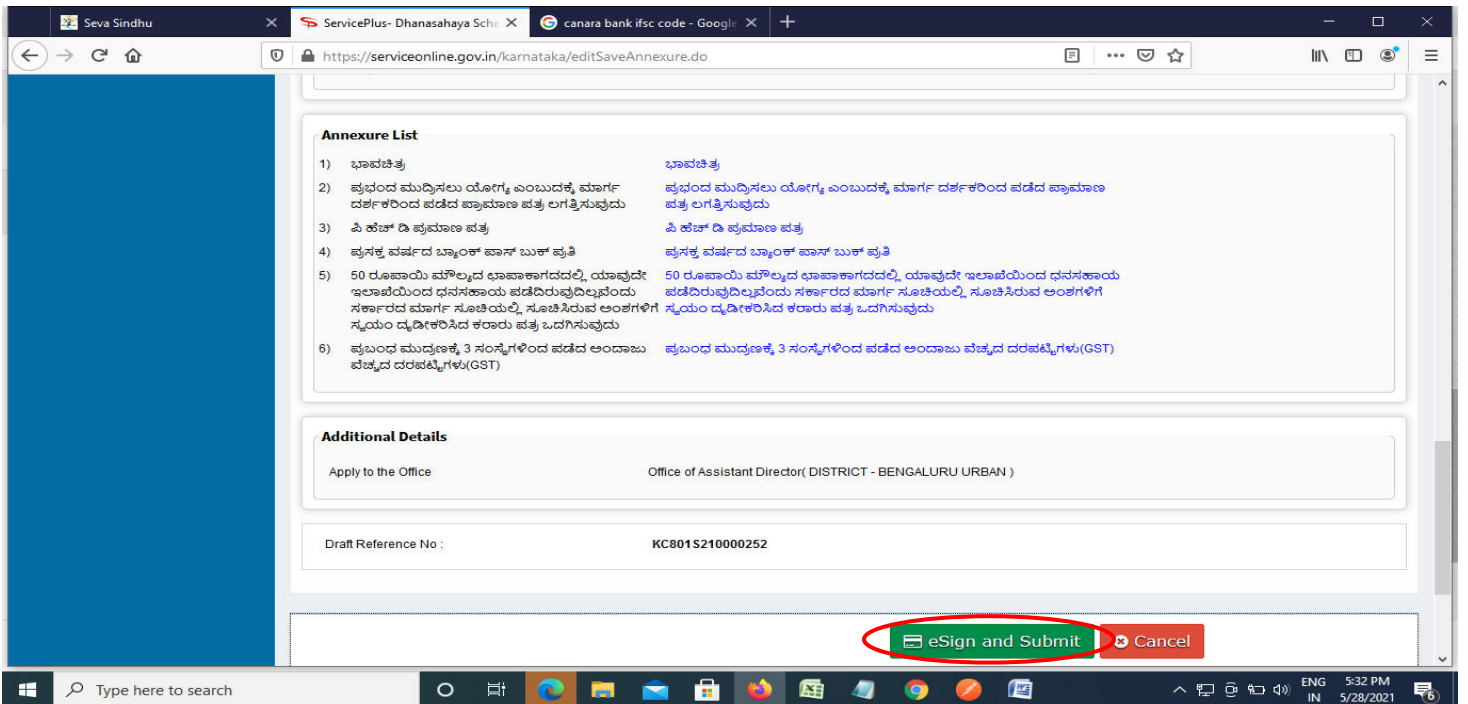
28/5/2021 05:30:52 IST http://serviceonline.gov.in/karnataka

At the bottom of the form, there are four buttons: **Attach Annexure** (highlighted with a red circle), **Edit**, **Cancel**, and **Click here to initiate new application**.

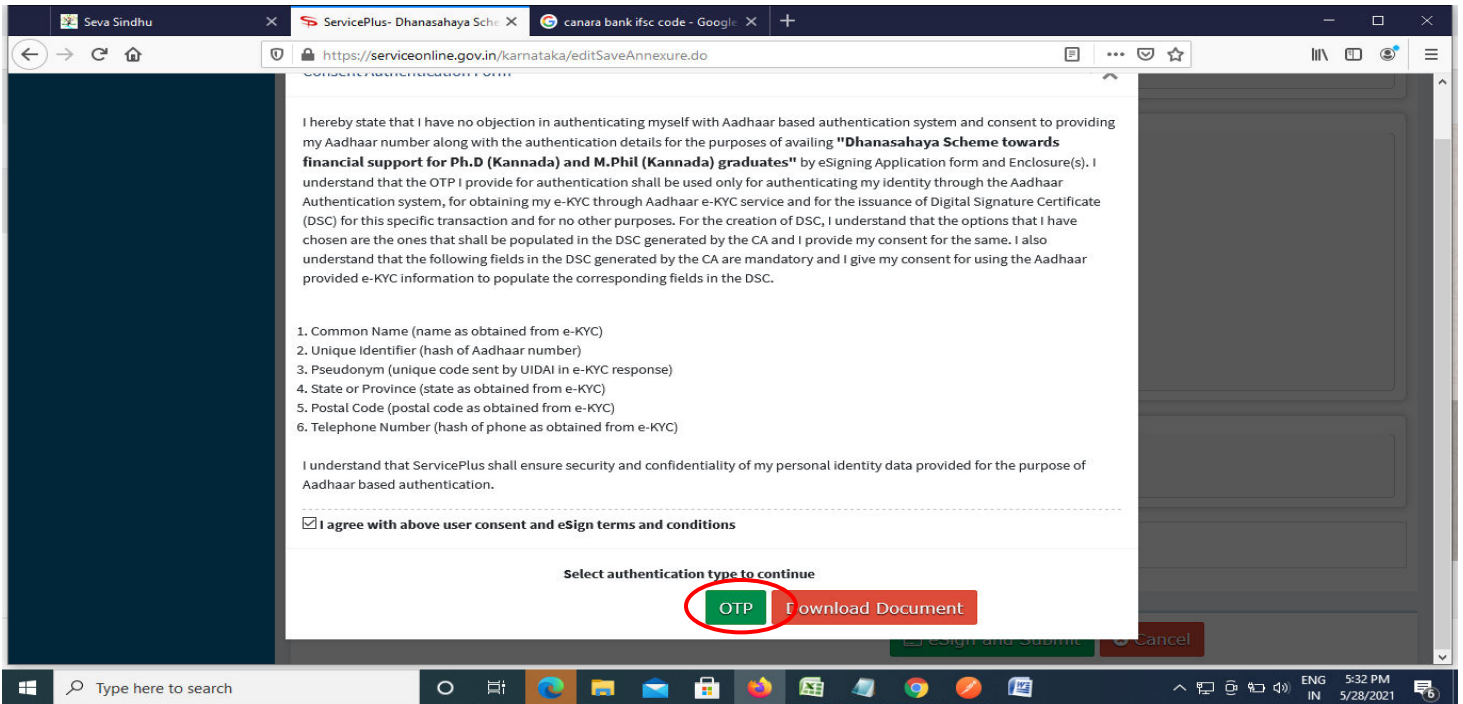
Step 9: Attach the annexures and click on save annexures



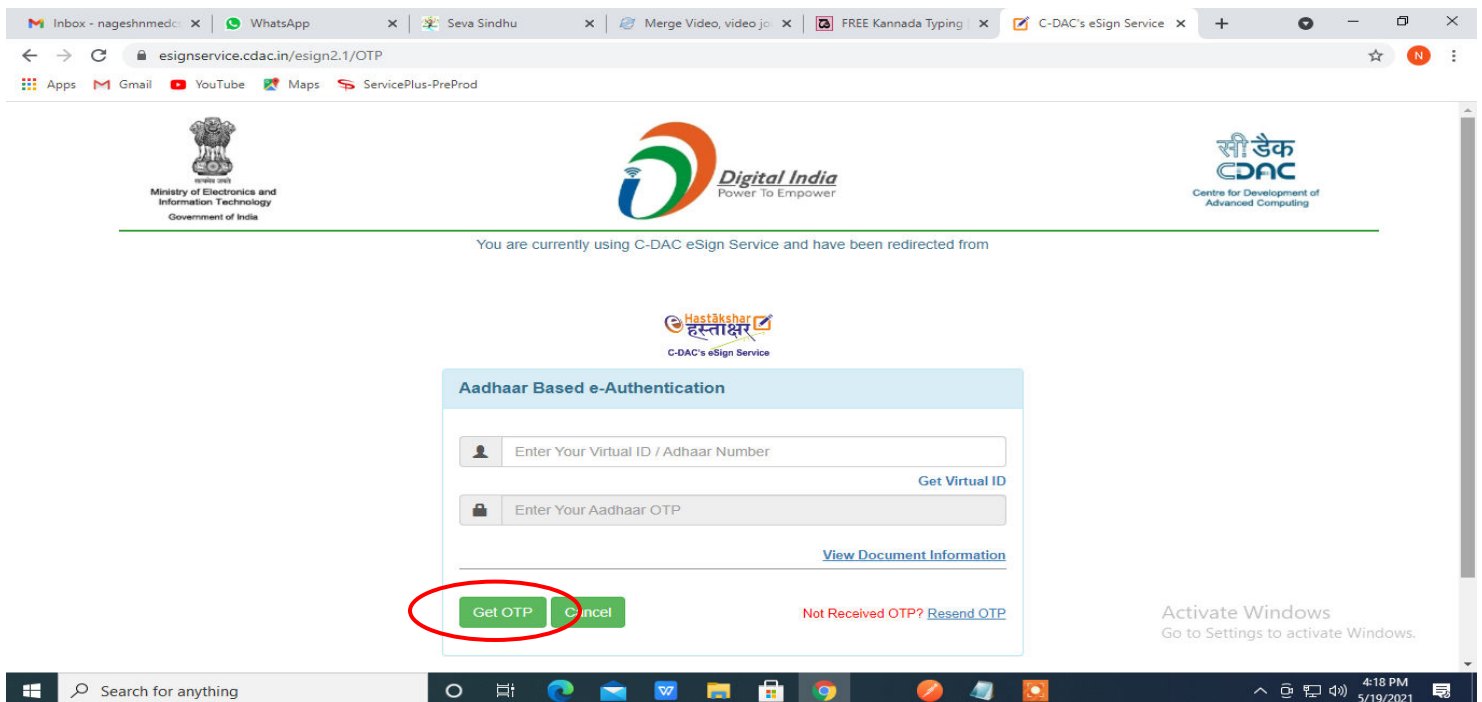
Step 10 :Saved annexures will be displayed and click on eSign and submit to proceed.



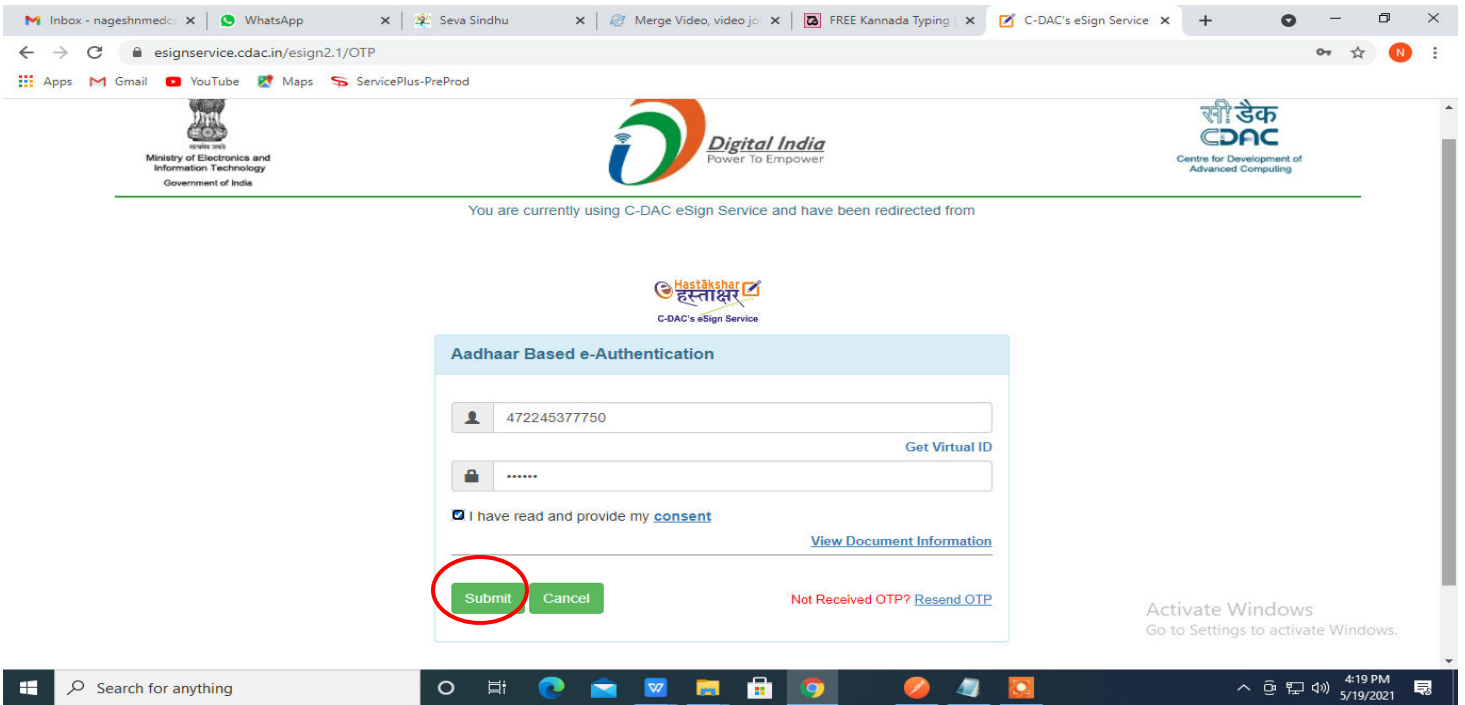
Step 11 : Click on I agree with above user consent and eSign terms and conditions and Select authentication type to continue and click on **OTP**.



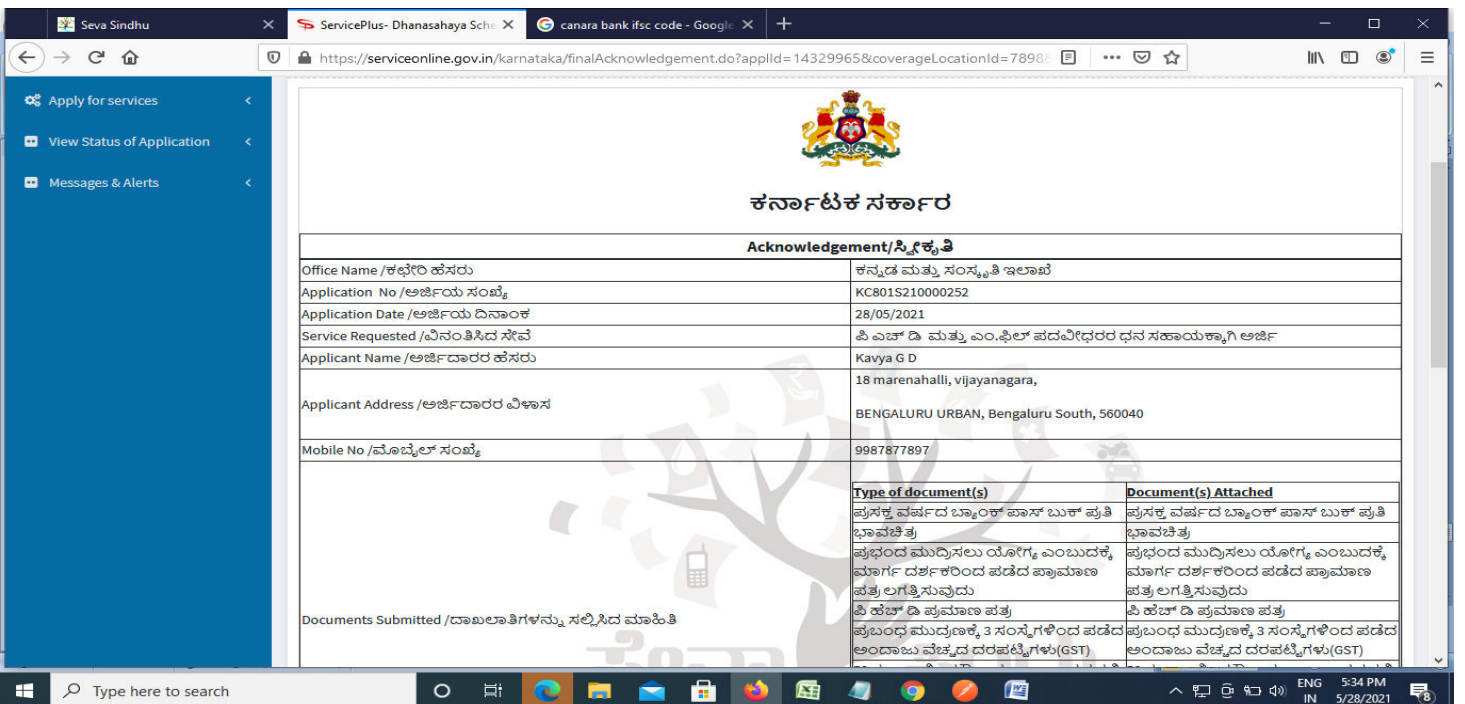
Step 12 : Enter Aadhar Number and click on get OTP



Step 13 :Enter OTP and click on Submit



Step 14 :After submission, acknowledgement will be generated. Acknowledgment consists of applicant details, application details and the payment details for applicant's reference.



Step 15 : To download the certificate, go to the sevasindhu.karnataka.gov.in and click on **Registered Users Login Here**

sevasindhu.karnataka.gov.in/Sevasindhu/English

User Manual | Video Manual

Call Center Number - 8088304855/ 6361799796 /9380204364 / 9380206704 - 9AM TO 6PM (Except Government Holidays)

RAISE YOUR COMPLAINT

NEW USERS REGISTER HERE

REGISTERED USERS LOGIN HERE

✓CHECK YOUR APPLICATION STATUS FOR REVENUE DEPARTMENT

Enter Application No.

✓NUMBER OF TRANSACTIONS

11085456

WHAT'S NEW

- Application for Family ID/New NPHH (APL) Ration Card
- Procedure to fix "Invalid Transaction for e-sign process" in Firefox browser
- Promotional Campaigns
- Click here for GramOne Franchises
- E-sign process
- Check your complaint status here

Help | Feedback form | Sevasindhu Video Manual | Page last updated on: 11-June-2021 3.00PM | Website visitor count is 3 8 8 7 9 6 6 8 | Site Map | Website policy

Step 16 : Once the login page is open, enter your username, password/OTP, captcha and click on **Submit**.

serviceonline.gov.in/karnataka/

ಸೇವಾ ಸಿಂಧು SEVA SINDHU

ಕರ್ನಾಟಕ ಸರ್ಕಾರ

Apply for Service

9611106670

.....

Get OTP

552519

Type here

Submit

Forgot Password | New user? Register here | Know Your Eligibility

Check Your Application Status

Select Department

Select Service

Enter your Application ID

Check Status Now

© All Rights Reserved

Powered by SERVICEPLUS

Step 17 :Click on **View Status of Application** --> **Track application status**. Enter Application Reference Number (you can refer to Acknowledgment/SMS to get Application Reference Number) and click on **Get Data**.

The screenshot shows the ServicePlus web application interface. The browser address bar displays 'serviceonline.gov.in/karnataka/citizenServiceList.do'. The page title is 'View Status Of Application / Track Application Status'. The 'From Date' is set to 24/03/2021 and the 'To Date' is 24/05/2021. The 'App Ref No.' field contains 'ES002S210000027'. A green 'Get Data' button is circled in red. The footer includes logos for the Ministry of Panchayati Raj, Digital India, data.gov.in, india.gov.in, and PMINDIA.

Step 18 : Check Current Status of the application. If it is delivered, Click on **Delivered**.

The screenshot shows the ServicePlus web application interface with the application status table. The browser address bar displays 'serviceonline.gov.in/karnataka/applicationTrackStatus.do'. The page title is 'View Status Of Application / Track Application Status'. The 'From Date' is 24/03/2021 and the 'To Date' is 24/05/2021. The 'App Ref No.' field contains 'ES002S210000027'. A green 'Get Data' button is visible. Below the form, there is a table with the following data:

SNo	Service Name	Application Reference No	Submission Date	Due Date	Current Status
1	Application for Death Certificate	ES002S210000027	20/05/2021	21/05/2021	Delivered

The 'Current Status' column for the first entry is circled in red. The table shows 'Showing 1 to 1 of 1 entries' and navigation buttons for 'First', 'Previous', '1', 'Next', and 'Last'.

